

UNIMOUSE

Wired

Product Manual




contour 

Box Contents

1. Unimouse
2. User Guide

2



1



Unimouse Functions



For additional mouse features and specific Mac settings, please download our driver at contourdesign.com/support

Scroll Lock to Double Click

To change the Scroll lock function to Double click, hold down the cursor speed button and the middle click at the same time. To switch back, repeat the same command. *By default, Middle click is set to scroll lock



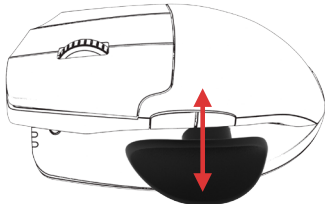
Connecting to a Computer

Plug the wireless receiver or the charging cable into the computer's USB port. Allow your computer a few seconds to automatically install.

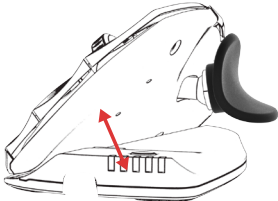


Adjustable Features

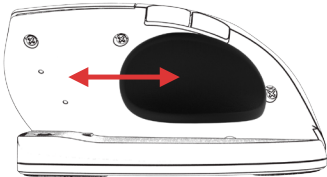
Adjust thumb rest in and out to accommodate hand size



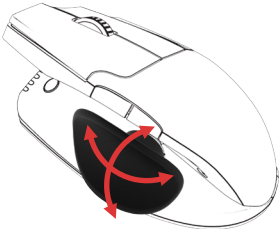
Adjust tilt for desired angle



Slide thumb rest side to side to accommodate thumb length



Thumb rest can pivot to optimal position



Change cursor speed

Press the Cursor Speed button to cycle through cursor speeds. There are ten speed selections ranging from slow (800 DPI) to fast (2800 DPI). Speed is indicated by the LED lights as shown.

