

DESK CONTROL™

Features:

- *Desk Control software for operating all DESKLINE parallel systems*
- *Up to 3 memory positions*
- *Track total number of desk adjustments from a sit to stand position*
- *Count standing minutes and calories burned while standing*
- *Prompt users to stand up and work with adjustable reminders*
- *Up and down drive*
- *Displays actual desk height*
- *Possible to export statistics to excel sheets*
- *Available for PC or Mac*
- *Available in English and German*
- *Displays error codes*

Options:

- *Customised GUI (graphic user interface)*

Usage:

- *USB2LIN06 (USB cable) for connection between the control box and your computer*
- *Compatible with DESKLINE systems based on CBD6S or CBD4A (Advanced)*
- *Compatible with PC and MAC*

DESKLINE®
IMPROVING ERGONOMICS



Desk Control™ is the new DESKLINE® software desk panel for use in all types of office desks. The Desk Control software is to be installed in your computer (PC or MAC) making the use/adjustment of your desk very intuitive in your daily work. The software program contains the typical desk panel features like up, down adjustment, up to 3 memory positions and height read-out. Additionally, the program reminds you to adjust your desk, counting the time standing as well as the calories burned. –The intervals are self-elected making Desk Control a very personal tool.

Desk Control works with all LINAK DESKLINE systems. Simply connect the USB2LIN06 cable between your control box and your computer and download the Desk Panel software. Optional it is possible to connect a standard desk panel to the system to ensure adjustment of the desk while the computer is turned off.

System requirements:

Communication between PC/Mac and the CBD control box requires a USB2LIN06 cable from LINAk.

Desk Control is backwards compatible with CBD4A systems (sw 0077432 version 1.22 or later) and all CBD6S systems

OS requirements:

- Windows 7 (with .NET version 4.5*)
- Windows 8 or higher Operating System
- Mac OS (minimum OS 10.7)

(* if .NET is not installed already on your computer, you will be asked to install the program during installation of Desk Control. NET Framework is a Microsoft program and free of charge)

The program:

Desk Control is generally 3 screenshots:

1. The **standard view** with the current status on today's goals, memory buttons and readout height
2. The **"settings"** view where you set your data and decide how you would like to be reminded and if you want the data to be in time/minutes or burned calories
3. The **"history"** view where you find your statistics (day, week, month, year) and have the possibility to export data to excel format

Below find screenshots of the program.

The standard view, calorie view:

The % mentioned is how far you are in reaching the goal of the day

The number in the circle is the number of minutes in the current session (self-elected period)

Click to go to the "History" view or "settings" view. Alternatively press the Down or the Up button and adjust your desk



The number in the circle tells you the number of calories burned today

Table height is the actual table height.

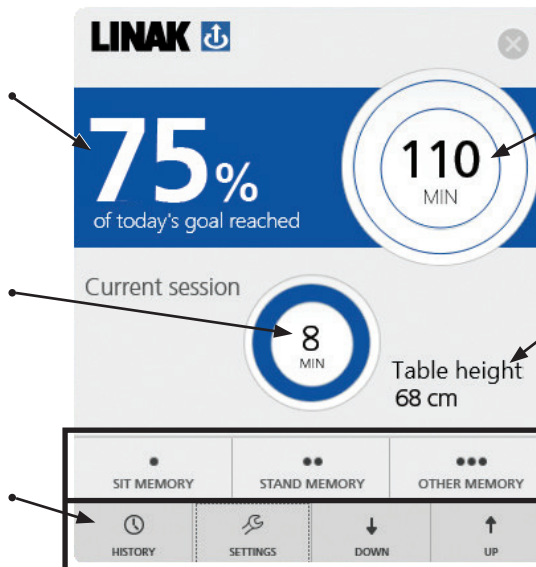
3 memory positions

The standard view, time mode view:

The % mentioned is how far you are in reaching the goal of the day.

The number in the circle is the number of minutes in the current session (self-elected period).

Click to go to the "History" view or "settings" view. Alternatively press the Down or the Up button and adjust your desk.



The number in the circle tells you how many minutes you have been standing today.

Table height is the actual table height.

3 memory positions.

Settings view:

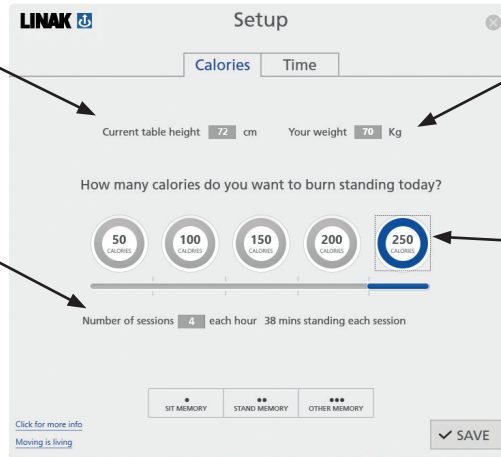


Under settings you choose if you want to have your setup in the standard view showing calories or time.

Calories chosen

Measure your actual table height and add the number here

Decide how many sessions you would like to have each hour (max 6)



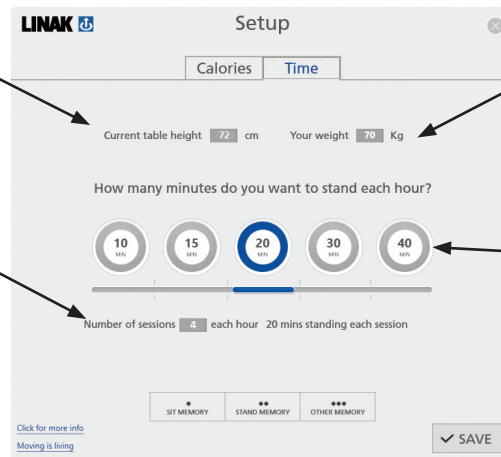
Set your weight here to get an accurate readout in calories (or keep the preselected value)

Choose how many calories you would like to burn per day

Time chosen

Measure your actual table height and add the number here

Decide how many sessions you would like to have each hour (max 6)



Set your weight here to get an accurate readout in time/calories (or keep the preselected value)

Choose how many minutes you would like to stand up each hour

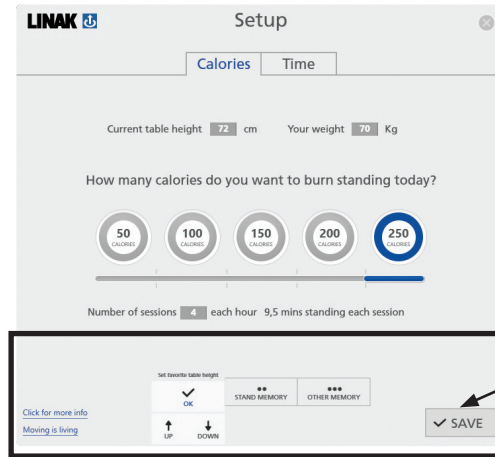
Common functions for both Calories and time in the Settings view:

- How to store memory positions
- Link to “more info”
- Link to Moving is living (website)

By clicking:

“Click for more info” you open a new window and go to the **Desk Control product page** on the LINAK website where you find more information about the [Link](#)

“Moving is living” you go to the “Moving Desks” website where you find more information about height adjustable desks and why you should use your desk. [Link](#)



Optional: Set you memory positions.

Press the relevant button and it opens up. By pressing up or down the desk drives to the selected position and by pressing ok the position is chosen.

The positions are stored when pressing the “Save” button and leaving the setting view

History view



Under “history view” you find the statistics on how you use your desk.

The actual statistics

Export the data to Excel



Choose between statistics per:

Day

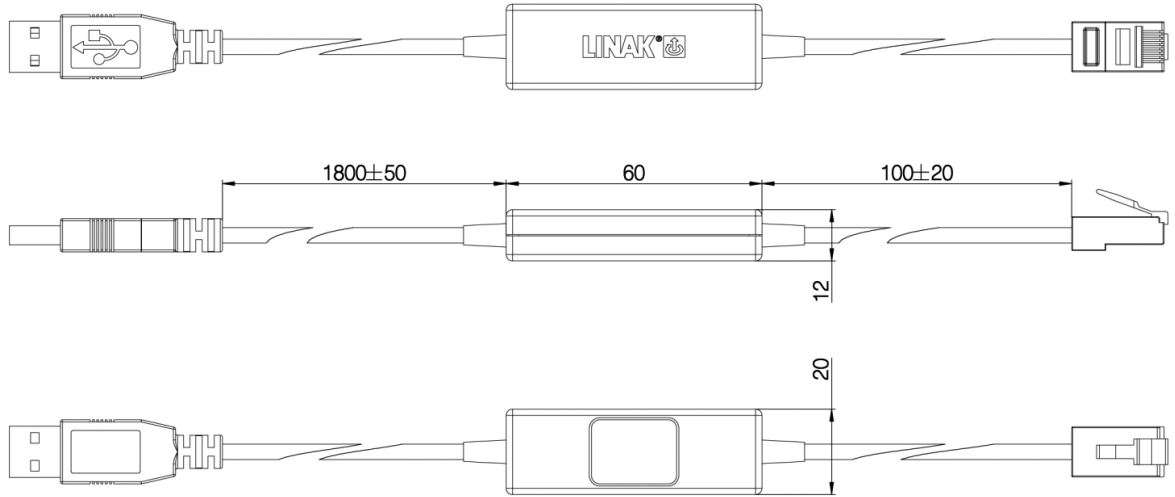
Week

Month or year

USB2LIN06 USB cable

To get the Desk Control software to work you need a USB cable that connects the DESKLINE control box. The USB cable ensures the communication between the control box and your computer

The USB2LIN06 cable:



Terms of use

The user is responsible for determining the suitability of LINAK products for specific application. LINAK takes great care in providing accurate and up-to-date information on its products. However, due to continuous development in order to improve its products, LINAK products are subject to frequent modifications and changes without prior notice. Therefore, LINAK cannot guarantee the correct and actual status of said information on its products.

While LINAK uses its best efforts to fulfil orders, LINAK cannot, for the same reasons as mentioned above, guarantee the availability of any particular product. Therefore, LINAK reserves the right to discontinue the sale of any product displayed on its website or listed in its catalogues or other written material drawn up by LINAK.

All sales are subject to the Standard Terms of Sale and Delivery for LINAK. For a copy hereof, please contact LINAK.